

Welcome to Alamaze!

We are pleased you have joined our community and are confident you will find Alamaze a rewarding experience that may be enjoyed for years.

How to Join a Game

1. The Alamaze Forum is the center of our community. It is how you learn about all kinds of news, developments, and various tips from other players. Our player community is very helpful and eager to answer questions. Please use your Alamaze persona for your forum handle as well. If you have not already done so, sign up for a forum account at:

<http://kingdomsofarcania.net/forum/member.php?action=register>

Alamaze & Fall of Rome Forum - x +

https://kingdomsofarcania.net/forum/member.php?action=register

ALAMAZE

Alamaze Home Page Forum Index Search Rulebook Charts Member List Calendar Help Alamaze on Facebook Alamaze Wiki

Hello There, Guest! Login Register Search

Alamaze & Fall of Rome Forum - Registration Agreement

Whilst we attempt to edit or remove any messages containing inappropriate, sexually orientated, abusive, hateful, slanderous, or threatening material that could be considered invasive of a person's privacy, or which otherwise violate any kind of law, it is impossible for us to review every message posted on this discussion system. For this reason you acknowledge that all messages posted on this discussion system express the views and opinions of the original message author and not necessarily the views of this bulletin board. Therefore we take no responsibility and cannot be held liable for any messages posted. We do not vouch for or warrant the accuracy and completeness of every message.

By registering on this discussion system you agree that you will not post any material which is knowingly false, inaccurate, abusive, hateful, harassing, sexually orientated, threatening or invasive of a person's privacy, or any other material which may violate any applicable laws.

Failure to comply with these rules may result in the termination of your account, account suspension, or permanent ban of access to these forums. Your IP Address is recorded with each post you make on this discussion system and is retrievable by the forum staff if need-be. You agree that we have the ability and right to remove, edit, or lock any account or message at any time should it be seen fit. You also agree that any information you enter on this discussion system is stored in a database, and that "cookies" are stored on your computer to save your login information.

Any information you provide on these forums will not be disclosed to any third party without your complete consent, although the staff cannot be held liable for any hacking attempt in which your data is compromised.

By continuing with the sign up process you agree to the above rules and any others that the Administrator specifies.

I Agree

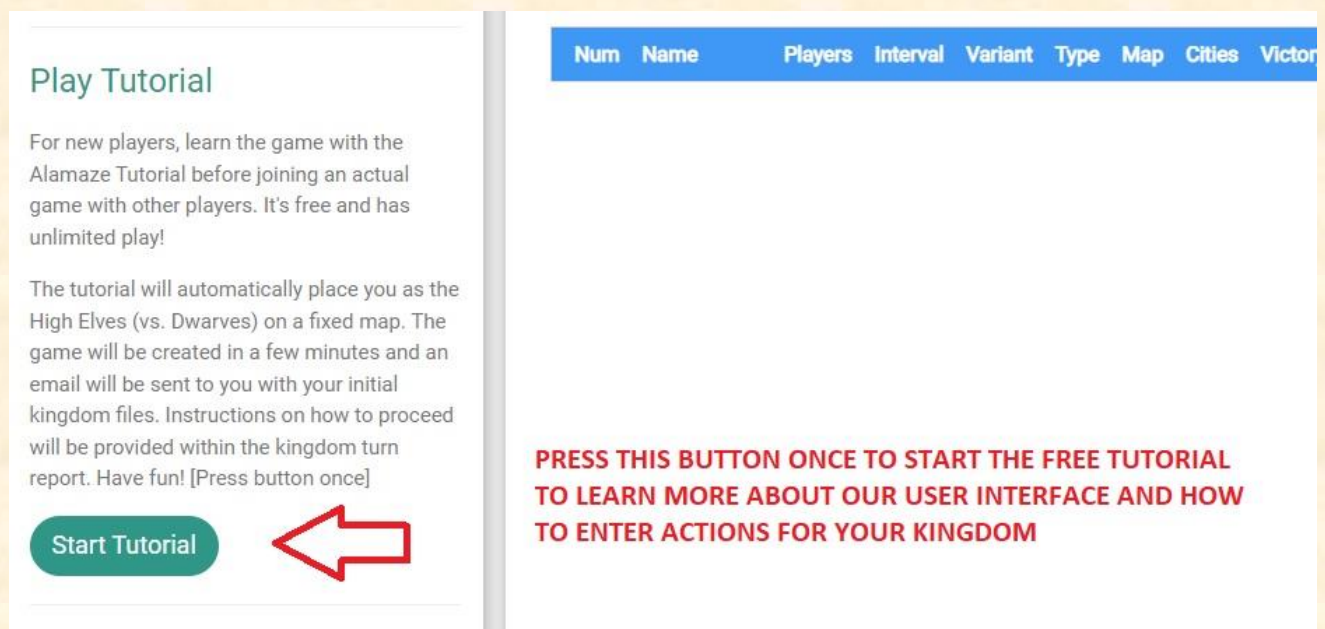
Contact Us Alamaze & Fall of Rome Forum Return to Top Lite (Archive) Mode Mark All Forums Read RSS Syndication

2. You may login to sign up for games with your Alamaze account at: <http://fallofromegame.com/alamazeorders/> This login page is where you enter the username and password that you provided when you created your Alamaze account (not the same as your forum account).



The image shows the Alamaze login page. At the top, the word "ALAMAZE" is centered in a large, bold, sans-serif font. Below it are two input fields: "Username" and "Password". Each field has a small icon of a person or a key on the left and a circular icon with three dots on the right. Below the input fields, there is a line of text that says "Important: Please enable popups in your browser." At the bottom left, there is a yellow "Log in" button. At the bottom right, there are two links: "Help Guides" and "Forgot password?".

3. When you login for the first time, you will be directed to the Alamaze Game Queue where you may create and sign up for games. You may play the free **Tutorial** as many times as you wish until you are comfortable with the user interface of entering your kingdom's actions before joining a real game.



The image shows a tutorial page on the left and a game queue table on the right. The tutorial page has a heading "Play Tutorial" and text explaining that the tutorial is free and unlimited. It also includes a "Start Tutorial" button and a red arrow pointing to it. The game queue table has a blue header with columns: "Num", "Name", "Players", "Interval", "Variant", "Type", "Map", "Cities", and "Victor". Below the header, there is a red text box that says "PRESS THIS BUTTON ONCE TO START THE FREE TUTORIAL TO LEARN MORE ABOUT OUR USER INTERFACE AND HOW TO ENTER ACTIONS FOR YOUR KINGDOM".

Num	Name	Players	Interval	Variant	Type	Map	Cities	Victor
-----	------	---------	----------	---------	------	-----	--------	--------


PRESS THIS BUTTON ONCE TO START THE FREE TUTORIAL TO LEARN MORE ABOUT OUR USER INTERFACE AND HOW TO ENTER ACTIONS FOR YOUR KINGDOM


4. As a new player, you are entitled to an unlimited number of free **Duel** games as well, and the Game Queue is where you will be able to create and signup for other games.

Alamaze Game Queue

The following are pending games that are currently accepting players. Click on the **Join** button to sign up for a particular game or **Quit** to cancel your kingdom request. Removing yourself from a Team game will unassign all of your kingdom selections. If you wish to quit a game that is full of players, your request may be denied due to the initiation of the game creation process.

When a game is full, it will be automatically created and you should receive your turn 0 files via email within a few minutes.

 **Important** If you joined a game that was started, completely logout by closing the browser and relog to pick up the new game under your account (will show under the Home page dropdown list). You will need to log back in before entering orders for your first turn.

If a player has a baby symbol  next to their name, it represents that they will receive a chivalry bonus in the game. This is determined automatically from Valhalla records. If a game requires other players to receive a chivalry bonus as well then please contact Support to create a customized game.

The game queue refreshes every 60 seconds.

Num	Name	Players	Interval	Variant	Type	Map	Cities	Victory	Comm	Options	Kingdoms Taken	No
633	Awesome Battles	0/12	72 Hr	Maelstrom	Steel	Maelstrom	Fixed	Normal	Full	Exploratory	All Available	

CLICK HERE TO JOIN A GAME   

5. Once you are ready for the next step, create a **Duel** game. Duel is a 2-player game so another player will join you when they become available. It is recommended that you post a note about the game on the Forum's New Game Signup Section:

<http://www.kingdomsofarcana.net/forum/forumdisplay.php?fid=20>

This will notify other players that you created a pending game in the Game Queue. Some players don't check the queue very often so notifying others about your Duel game on the forum is recommended.

Duel games are played on a smaller map called Centauria which is easier to learn than the regular full-sized map. For reference, all maps are available on the Help Guides page:

<http://falloffromegame.com/alamazeorders/helpguides.html>

6. After getting some experience, you may want to consider joining a full game. **Primeval** has 5 players and is recommended as your next step. With only 5 players, there is more room to expand your kingdom on

the map without conflicting with other players until you are ready to do so. Another game format called **Steel** has 10 to 12 players and is the most popular way of playing Alamaze. We also offer team-oriented games such as **Magic-Alliance** which consists of 4 teams with 3 kingdoms (players) on each team.

7. Any game after your free and unlimited Tutorial/Duel games will require you to have an appropriate Subscription Plan:
<https://www.alamaze.co/service-levels/>

Finally, we hope that you will enjoy playing Alamaze. Some battles you'll win and others may not go so well, but we hope that you have a wonderful time playing the game.

You may access the official rulebook at:
<http://fallofthefromegame.com/alamazeorders/helpguides.html>

If you have any questions, send them to: Support@Alamaze.co